


1
2
3
4
5
6

Thanksgiving Numbers and Tally Marks

Cut and Paste 1-6

Cut out the tally marks boxes, and paste on top of the matching numbers. Color the picture if you wish.



7
8
9
10
11
12

Thanksgiving Numbers and Tally Marks

Cut and Paste 7-12

Cut out the tally marks boxes, and paste on top of the matching numbers. Color the picture if you wish.




1
2
3
4
5
6

Thanksgiving Numbers and 10-frames

Cut and Paste 1-6

Cut out the 10-frames boxes, and paste on top of the matching numbers. Color the picture if you wish.

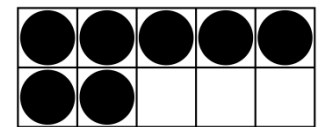
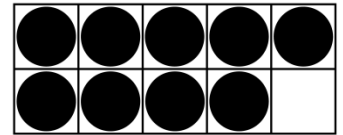
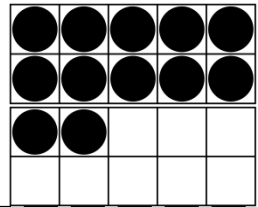

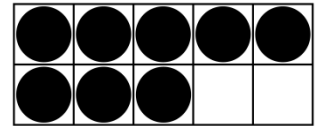
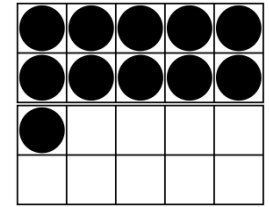


7
8
9
10
11
12

Thanksgiving Numbers and 10-frames

Cut and Paste 7-12

Cut out the 10-frames boxes, and paste on top of the matching numbers. Color the picture if you wish.



KidSparkz offers FREE items often. Follow on TpT and Pinterest to see my products as soon as they are listed.

[TeacherpayTeachers store](#)

[Leave feedback for this activity here](#)

[Pinterest](#)

Graphics by [Whimsy Clips](#)

Tally marks and 10-frames by [Graphics from the Pond](#)

Activity designed by © [KidSparkz](#)

[MORE THANKSGIVING RESOURCES](#)